Switch Mode Power Supply

S8FS-C

15/25/35/50/75/100/150/200/350-W Models

Selecting a suitable Power Supply will help you prevent some unexpected issues.

Increased resistance to external disturbances helps achieve **stable equipment operation.**

Stable **quality and reliability.**

* CCC is only for 15- to 150-W models.

To Improve Reliability of Euipment, Start

How does a Power Supply contribute to stable equipment operation?

Do your power supplies stop due to unexpected external disturbances?
You can increase your equipment operating rates by selecting Power Supplies that have a high resistance to external disturbances.

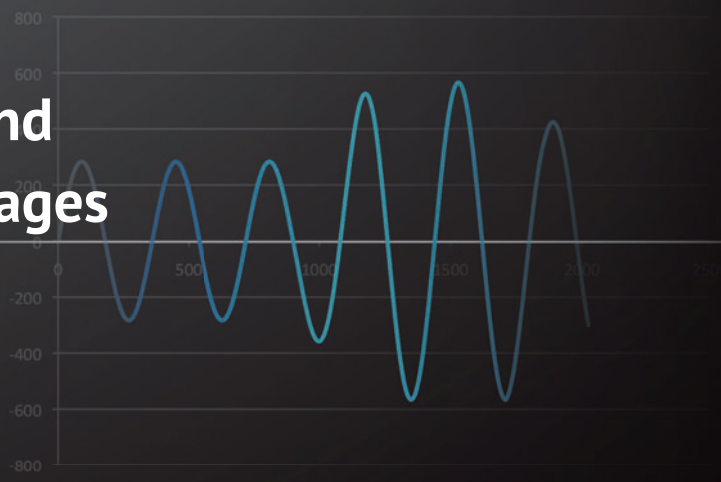

Designed to Withstand Abnormal Input Voltages Up to 300 VAC*1

In locations where the supply of power is not stable, it is common for abnormal voltages around 300 VAC to be input momentarily. The S8FS withstands this type of momentary abnormal input voltage.



Improved Resistance to Noise of Several Tens of kHz from Inverters

Malfunctions in power supplies can be caused by strong noise of several tens of kHz transmitted from inverters or motors on the same AC line. OMRON measured the noise frequencies and sizes that occurred in actual machines in the past and used them as a standard to improve the noise resistance of the S8FS by harnessing circuit design knowhow to prevent noise from reaching the control section.

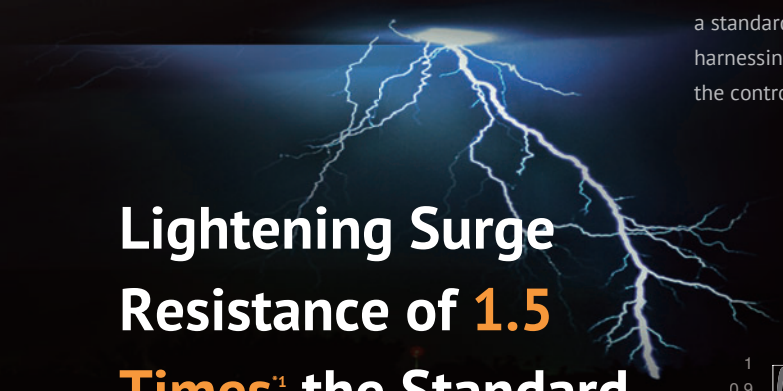

Lightening Surge Resistance of 1.5 Times*1 the Standard Value

The catalog value conforms to the value specified in IEC 61000-4-5, but it has been confirmed that the ability has a margin of 1.5 times that value.

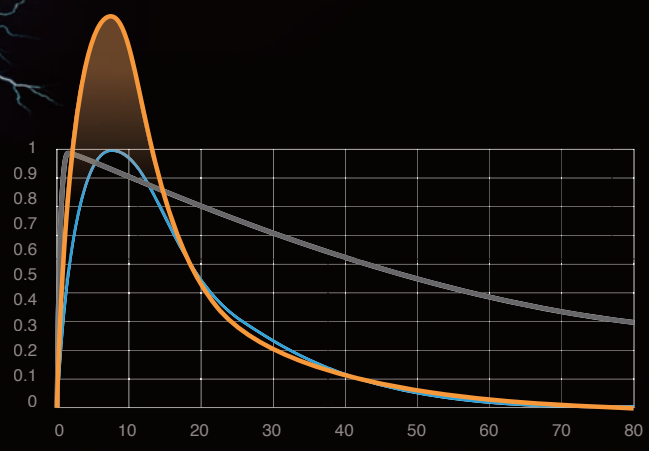

*1.It is not a guaranteed value.

with Power Supply Selection

Design with details in mind provides stable quality and reliability.

A Japanese control IC and Japanese 105°C electrolytic capacitors are used to achieve stable Power Supply quality and long life.



Aluminum alloys and stainless steel are used for the enclosure to prevent rusting and provide an attractive finish.

A 3-year*2 Warranty for Reliability

Automatic lines are used in the manufacturing processes to ensure stable Power Supply quality.

OMRON boasts a 38-year track record in Power Supplies.

*2.Valid only for the following operating conditions: Average ambient operating temperature of the product at 40°C max., average load rate of 80% max., and srandards mounting.

A full lineup of 44 models with nine different capacities.

Output Voltage	Power Rating								
	15 W	25 W	35 W	50 W	75 W	100 W	150 W	200 W	350 W
5 V	Yes	Yes	Yes	Yes	Yes	Yes	Yes	Yes	Yes
12 V	Yes	Yes	Yes	Yes	Yes	Yes	Yes	Yes	Yes
15 V	Yes	Yes	Yes	Yes	Yes	Yes	Yes	–	–
24 V	Yes	Yes	Yes	Yes	Yes	Yes	Yes	Yes	Yes
36 V	–	–	–	–	–	Yes	Yes	Yes	Yes
48 V	–	–	–	Yes	Yes	Yes	Yes	Yes	Yes

You can use brackets that are sold separately to mount the Power Supplies to DIN Rail.

Refer to the S8FS Datasheet (Cat. No.T062-E1) for details.

Before you place an order, please read and understand “Agreement for Using the Product” available on Omron’s latest “Best control devices Omron”, “General Brochure” or Omron’s website

Note: Do not use this document to operate the Unit.

OMRON Corporation **Industrial Automation Company**

Kyoto, JAPAN **Contact : www.ia.omron.com**

Regional Headquarters

OMRON EUROPE B.V.
Wegalaan 67-69, 2132 JD Hoofddorp
The Netherlands
Tel: (31) 2356-81-300 Fax: (31) 2356-81-388

OMRON ELECTRONICS LLC
2895 Greenspoint Parkway, Suite 200
Hoffman Estates, IL 60169 U.S.A.
Tel: (1) 847-843-7900 Fax: (1) 847-843-7787

OMRON ASIA PACIFIC PTE. LTD.
438B Alexandra Road, #08-01/02 Alexandra
Technopark, Singapore 119968
Tel: (65) 6835-3011 Fax: (65) 6835-3011

OMRON (CHINA) CO., LTD.
Room 2211, Bank of China Tower,
200 Yin Cheng Zhong Road,
PuDong New Area, Shanghai, 200120, China
Tel: (86) 21-6023-0333 Fax: (86) 21-5037-2388

Authorized Distributor:

©OMRON Corporation 2015-2024 All Rights Reserved.
In the interest of product improvement,
specifications are subject to change without notice.

CSM_1_2

Cat. No. T063-E1-02 0724 (0915)