


High-speed Analog Input Unit

NX Series NX-HAD401/402



Analog inspection without PC

- PLC systems can acquire analog data at high speeds
- Easy system configuration and maintenance

High-speed analog inspection with PLC system —No special devices and no PC required

Improving quality in parts inspections requires as detailed analog data as possible. Most automotive and other manufacturers use special measuring devices such as data loggers for measurements.

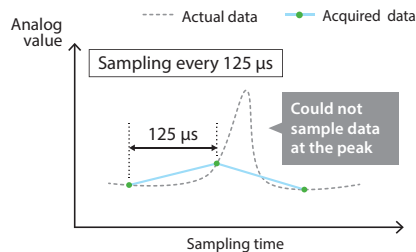
Being among the first to work on IoT at manufacturing sites, Omron now offers the High-speed Analog Input Unit that can easily acquire synchronized analog data. It will help you improve quality.

Reliable

Industry's fastest*1 sampling speed of 5 μ s to catch every minute change

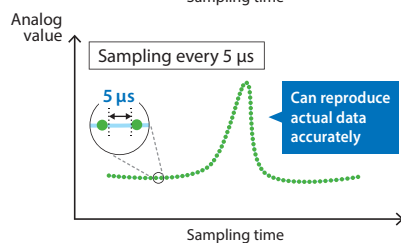
Conventional PLC

Some data could not be obtained when an error occurred



NX-HAD

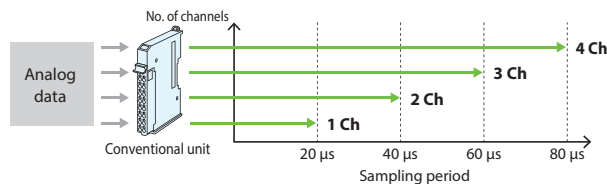
Sampling as fast as every 5 μ s catches all changes in behavior



Industry's fastest sampling speed*1: Same speed*2 regardless of the number of channels

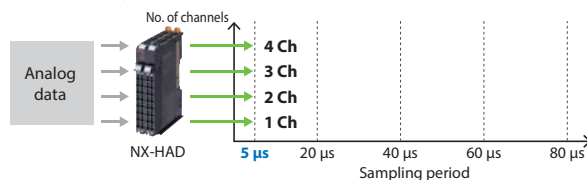
Conventional PLC

Sampling period becomes longer as data is obtained from multiple channels



NX-HAD

Achieves high-speed sampling every 5 μ s from 4 channels at the same time



*1. Based on Omron's surveys as of January 2018. *2. When using 4 channels.

Precise

Fully insulated channels to obtain precise data without mutual interference

Conventional PLC

Mutual interference occurred between channels

NX-HAD

Precise data can be obtained from multiple channels

Easy comparative analysis of data obtained synchronously from multiple channels

Conventional PLC

Difficult to compare data obtained at different times

NX-HAD

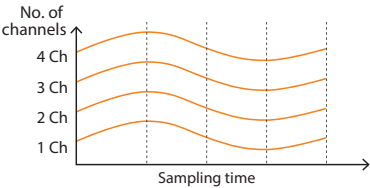
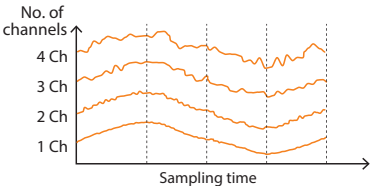
Precise data can be obtained from multiple channels

Furthermore, the Time-Stamp function in EtherCAT® ensures accurate synchronization between units


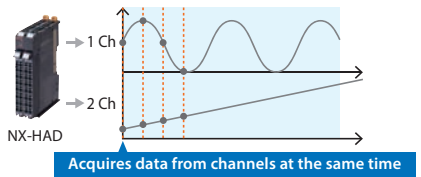
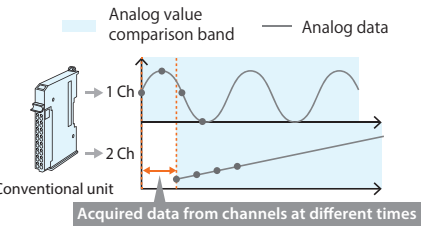
urers are using PC and
n reliably, precisely, and



ut noise



f data obtained
e channels

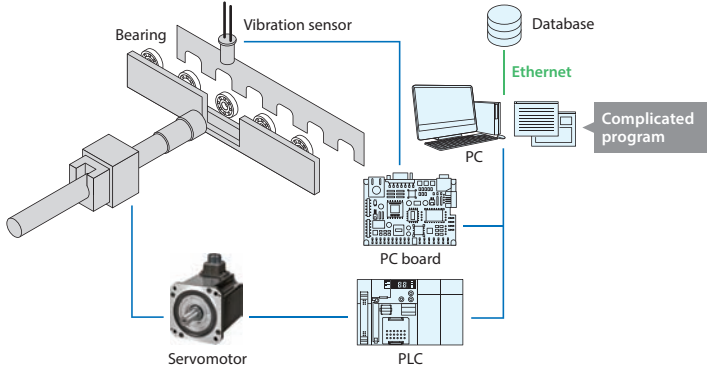


Easy

Simple system configuration ideal for global manufacturing

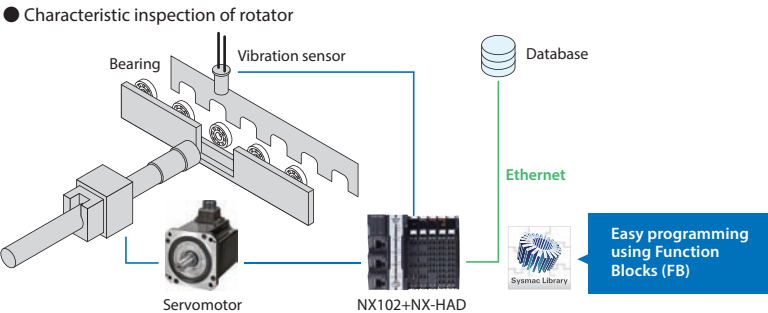
Conventional system

- Special measuring devices don't have flexibility in configuration
- PC requires programming skills in C
- Difficult to change programs concealed in dedicated controllers
- Some technical skills are required to configure PC that is connected to database
- Characteristic inspection of rotator



NX-HAD

- PLC system **reduces initial costs**
- **Programs can be created without any special knowledge** of PC
- **Programs can be changed** for additional inspection items
- Database connection controller*3 brings **IoT** into manufacturing sites **without connecting PC**



*3. When using the NJ/NX Machine Automation Controller Database Connection CPU Unit or the Industrial PC Platform NY IPC Machine Controller.

High-speed Analog Input Unit

Ordering Information

Product name	Analog input section					Trigger input section		Model
	Number of points	Input range	Resolution	Input method	Conversion time	Number of points	Internal I/O common	
High-speed Analog Input Unit	4 points	Voltage: • -10 to 10 V (-32000~32000) • -5 to 5 V (-32000~32000) • 0 to 10 V (0~32000) • 0 to 5 V (0~32000) • 1 to 5 V (0~32000) Current: • 0 to 20 mA (0~32000) • 4 to 20 mA (0~32000)	• Input range of -10 to 10 V or -5 to 5 V 1/64000 (full scale) • Other input range 1/32000 (full scale)	Differential input	5 μ s/4 Ch	4 points	NPN	NX-HAD401
						4 points	PNP	NX-HAD402

Combination Table

Model	Unit version	
	CPU Unit or Industrial PC	EtherCAT® Coupler Unit
NX-HAD401 Ver.1.0 NX-HAD402 Ver.1.0	NX701-□□□□ Ver.1.18 or later	NX-ECC203 Ver.1.0 or later
	NX502-□□□□ Ver.1.60 or later	
	NX102-□□□□ Ver.1.30 or later	
	NJ501-□□□□ Ver.1.18 or later	
	NJ301-□□□□ Ver.1.18 or later	
	NJ101-□□□□ Ver.1.18 or later	
	NX1P2-□□□□□□(1) Ver.1.18 or later	
	NY5□□-1 Ver.1.18 or later	

Collection of software functional components Sysmac Library

Please download it from following URL and install to Sysmac Studio.

http://www.ia.omron.com/sysmac_library/

Ordering Information

Product	Features	Model
High-Speed Analog Inspection Library	The High-speed Analog Inspection Library records analog input values acquired by the NX series High-speed Analog Input Units in time. This library provides functions required for product inspections during production processes, including calculation of feature values (e.g., maximum, minimum, and mean), comparison with master data, and data file storage.	SYSMAC-XR016

Function Block (FB) Specifications

Name	FB name	Description
Device Output Data Binding	DeviceVariableToArray_***	Reads analog input values of one task period from the NX High-speed Analog Input Unit, and joins them into a single array variable.
Scale Transformation for NX-series High-speed Analog Input Unit	ScaleTrans_HAD	Performs scale transformation of data from the NX High-speed Analog Input Unit.
Upper/lower Alarm for NX-series High-speed Analog Input Unit	LimitAlarm_HAD	Monitors input data from the NX-series High-speed Analog Input Unit and issues alarms in terms of the top upper limit, upper limit, lower limit, and bottom lower limit.
Trigger Control	TrigControl	Generates trigger information, which allows the DataRecorder FB to start data logging.
Data Recorder	DataRecorder	Joins specified elements of array data into a single array variable every task period, and creates log data in chronological order.
Upper and Lower Limit Test	LimitTest	Checks whether each element value in the data array is within the allowable range of the test standard data.
Feature Values Calculation	CalcFeatureValues	Calculates the mean, standard deviation, skewness, kurtosis, maximum value, and minimum value for the test target data array.
Log Data CSV File Write	LogDataToCSV	Outputs the log data created in the DataRecorder FB as a CSV file (*.csv) to an SD memory card.
Log Data CSV File Read-Out	CSVToLogData	Reads out the log data recorded in the SD memory card from a CSV file to the LogData[] array variables as the test standard data for the LimitTest FB.

Function Block (FBs)* in the High-Speed Analog Inspection Library reduce programming time and allow PLC systems to be used for analog inspection machines




* The Sysmac Library is a collection of software functional components that can be used in programs for the NJ/NX Machine Automation Controllers or Industrial PC Platform NY IPC Machine Controller. Please download it from following URL and install to Automation Software Sysmac Studio.
http://www.ia.omron.com/sysmac_library/

Collect: Data Recorder FB

Joins acquired analog data into a single array variable and creates log data in chronological order.

TimeStamp	CH1	CH2	CH3
375539985418	0	24	36
375540005418	20	21	14
375540025418	40	30	34
375540045418	60	12	8
375540065418	80	8	0
375540085418	100	6	18
375540105418	120	0	30
375540125418	140	1	35
375540145418	160	-4	13
375540165418	180	-6	23
375540185418	200	-1	18
375540205418	220	-10	2
375540225418	240	-12	13
375540245418	260	-8	30

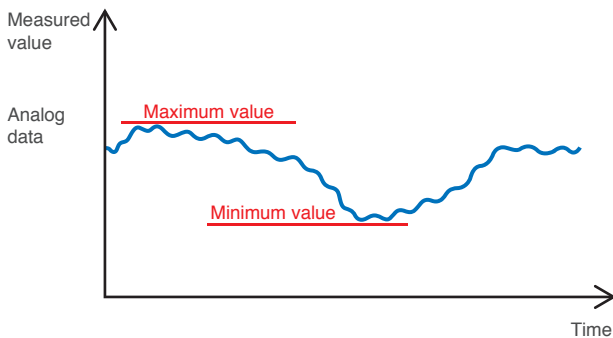
Measured data



<Machine condition inspection>
 In order to perform predictive maintenance of a machine, all control data is acquired, and data during normal operation is compared with data during abnormal operation.

Calculate: Feature Values Calculation FB

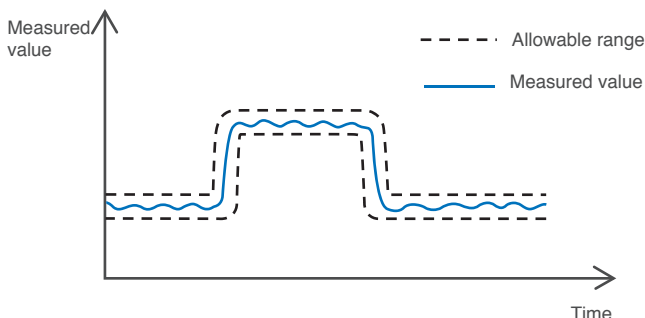
Calculates not only maximum values, minimum values, and other feature values but also standard deviations used for analog inspections.



<Characteristic inspection of rotator>
 Rotators (e.g., motors and bearings) are inspected whether future values including maximum and minimum rotation speeds satisfy the specifications.

Judge: Upper and Lower Limit Test FB

Checks whether measured values are within the allowable range of the test standard data. The measurement data of good products can be set as test standard data, and the allowable range can be set as desired.



<Welding quality inspection>
 Welding voltage and current values are measured, and the waveforms are monitored to check if welding failure occurred.

EtherCAT® is a registered trademark and patented technology, licensed by Beckhoff Automation GmbH, Germany.
Other company names and product names in this document are the trademarks or registered trademarks of their respective companies.
The product photographs and figures that are used in this flyer may vary somewhat from the actual products.
Some images are used under license from Shutterstock.com.

Note: Do not use this document to operate the Unit.

OMRON Corporation Industrial Automation Company

Kyoto, JAPAN

Contact : www.ia.omron.com

Regional Headquarters

OMRON EUROPE B.V.

Wegalaan 67-69, 2132 JD Hoofddorp
The Netherlands
Tel: (31) 2356-81-300 Fax: (31) 2356-81-388

OMRON ELECTRONICS LLC

2895 Greenspoint Parkway, Suite 200
Hoffman Estates, IL 60169 U.S.A.
Tel: (1) 847-843-7900 Fax: (1) 847-843-7787

OMRON ASIA PACIFIC PTE. LTD.

438B Alexandra Road, #08-01/02 Alexandra
Technopark, Singapore 119968
Tel: (65) 6835-3011 Fax: (65) 6835-3011

OMRON (CHINA) CO., LTD.

Room 2211, Bank of China Tower,
200 Yin Cheng Zhong Road,
PuDong New Area, Shanghai, 200120, China
Tel: (86) 21-6023-0333 Fax: (86) 21-5037-2388

Authorized Distributor:

©OMRON Corporation 2018-2023 All Rights Reserved.
In the interest of product improvement,
specifications are subject to change without notice.

CSM_1_3

Cat. No. P128-E1-03 0523 (0418)