

Pushbutton Switches

with Push-In Plus technology

A22N-P/A30N-P (Pushbutton Switches, Selector Switches)

M22N-P (Indicators)

A22NE-P (Emergency Stop Switch)

Bringing Advances to Control Panels
with Labor-saving and Downsizing



- Improved workability in wiring and installation
- Pushbutton with Push-In Plus technology for easy wiring
- Changes to the wiring direction and a shorter body provide freedom in the layout

For building green control panels

Natural disasters caused by global warming and climate change are becoming a global social issue, that drives over 150 countries and regions worldwide to take action toward decarbonization. Our goal is to reduce greenhouse gas (GHG) emissions toward half by through new ways of building control panels, that key figure of the manufacturing site.



Process

Realize greatly reduces design/ manufacturing work

Innovation for design, building Process

Further Evolution for Panels

Panel

Realize compact & highly reliable control panels

Building sustainable control panels

Creating green control panels

Simple & Easy People

Green

Reducing GHG emission of control panels to achieve carbon neutrality

People

Provide reliable and comfortable manufacturing for all people who deal with control panels

Integrating green perspectives into Value Design

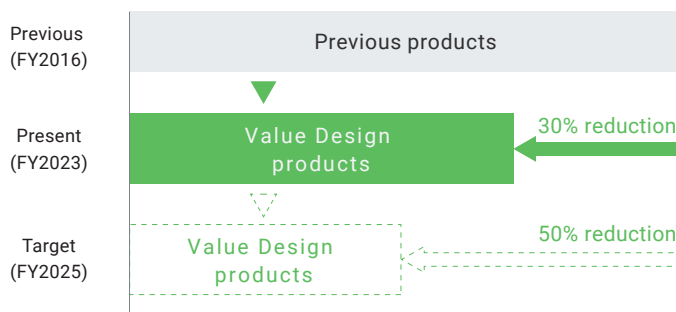
Value Design for Panel (Value Design) is the common concept shared across OMRON's in-panel product specifications to deliver new value to your control panels.

This Value Design also integrate environment consideration concept that enable earth and user-friendly control panel building.



- 1 Unified height & slim size*¹
- 2 Side-by-side mounting at (55°C) ambient temperature*²
- 3 Unique Push-In Plus technology*¹
- 4 Front-in and front-release wiring
- 5 eCAD library
- 6 Certification for CE, UL, and CSA
- 7 **Green features that save energy and resources*³**


CFP of control panel (total GHG emissions)*⁴



*1. Expect for some products
 *2. Side-by-side mounting is possible in the same series
 *3. Greener design compared to previous (2016) products
 *4. CFP (carbon footprint) of control panel is a calculation result of referring the life cycle assessment method that based on international standards ISO14067 which define CO₂ quantitative conversion of the environmental burden at every stage, from manufacturing, transportation, use, and disposal of the control panel (product). According to OMRON investigation in May 2023.

Improved Workability in Wiring and Installation

Rear Insertion Is Used, So the Wiring Part Can Be Checked Directly and Insertion Is Easy



Safety Locked by Sliding One Piece during the Installation

Only one step is required for a safety lock.
Only two steps are required for easy removal.



Push-In Plus technology for Easy Wiring

Just Insert Wires: No Tools Required
 Now you can use Push-In Plus technology to reduce the time and work involved in wiring.

Greatly Reduce Wiring Work with Push-In Plus technology



Conventional screw terminal blocks OMRON Push-In Plus terminal block
 *Information for Push-In Plus and screw terminal blocks is based on OMRON's actual measurement value data.

Screwdriver Held in Place to Free Both Your Hands

Optimized shape to hold the screwdriver was created by the resin parts and the spring. Work goes smoothly when connecting stranded wires directly to the terminal because it's easier to aim at the desired terminal.



Easy to Insert

OMRON's Push-In Plus technology are as easy as inserting to an earphone jack. They help reduce the work load and improve wiring quality.

Held Firmly in Place


Even though less insertion force is required, the wires are held firmly in place. The advanced mechanism design technology and manufacturing technology produced a spring that ensures better workability and reliability.

IEC standard (cable diameter)	Push-In Plus terminal block	Screw terminal block
20 N min. (AWG20, 0.5 mm ²)	125 N	112 N

*Information for Push-In Plus and screw terminal blocks is based on OMRON's actual measurement value data.

No Retightening Required

Tightening screws is necessary for screw terminal blocks, but with Push-In Plus technology, there is no need for retightening. This reduces works for wirings, inspections, delivery (shipping), or maintenance.



Changes to the Wiring Direction and a Shorter Body Provide Freedom in the Layout

The Body Approximately 20% Shorter Than That of the Screw Terminal Block Type for Thinner Control Panels

We have taken every effort to reduce the body length in the design and realized a short body that is in the smallest class* in the industry. This contributes to reductions of the panel thickness.



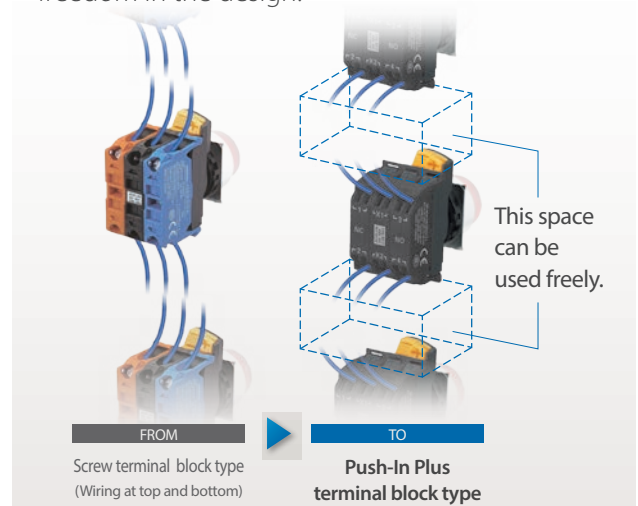
Lighting Units for Lighted Switches are the Same Size as Contact Blocks

The size of Lighting Units is reduced in the same ways as Contact Blocks.







No Need to Secure Space Above and Below for Wiring
















Rear insertion is used to improve the freedom in the design.






Product Lineup Set Model Numbers

Type	Size	Push-In Plus terminal block type		Screw terminal block type	
Pushbutton Switch	22 dia.	A22NN-P/A22NL-P	 	A22NN/A22NL	
	30 dia.	A30NN-P/A30NL-P	 	A30NN/A30NL	
Selector Switch	22 dia.	A22NS-P/A22NW-P	 	A22NS/A22NW	
	30 dia.	A30NS-P/A30NW-P	 	A30NS/A30NW	
Key-type Selector Switch	22 dia.	A22NK-P	 	A22NK	
	30 dia.	A30NK-P	 	A30NK	
Indicator	22 dia.	M22N-P	 	M22N	
Emergency Stop Switch	30 dia.	A22NE-S-P	 	A22E-S	
	40 dia.	A22NE-M-P	 	A22E-M/A22EL-M	
	60 dia.	A22NE-L-P	 	A22E-L	

Button Profile Pushbutton Switches

	Button		Profile			
	Bezel	Button	Flat	Projected	Full-guard	Mushroom
A22N	Plastic					
	Brushed metal					
A30N	Brushed metal					

Emergency Stop Switch

A22NE		30 dia.	40 dia.	60 dia.
		Lighted		
Non-lighted		—		—

Color Variation on Button



		Red	Green	Yellow	White	Blue	Black	Orange	Opaque white
Non-lighted Switches	Opaque							—	—
Lighted Switches	When not lit						—		
	When lit						—		

Note: Do not use this document to operate the Unit.

OMRON Corporation Industrial Automation Company

Kyoto, JAPAN

Contact : www.ia.omron.com

Regional Headquarters

OMRON EUROPE B.V.

Wegalaan 67-69, 2132 JD Hoofddorp
The Netherlands
Tel: (31) 2356-81-300 Fax: (31) 2356-81-388

OMRON ELECTRONICS LLC

2895 Greenspoint Parkway, Suite 200
Hoffman Estates, IL 60169 U.S.A.
Tel: (1) 847-843-7900 Fax: (1) 847-843-7787

OMRON ASIA PACIFIC PTE. LTD.

438B Alexandra Road, #08-01/02 Alexandra
Technopark, Singapore 119968
Tel: (65) 6835-3011 Fax: (65) 6835-3011

OMRON (CHINA) CO., LTD.

Room 2211, Bank of China Tower,
200 Yin Cheng Zhong Road,
PuDong New Area, Shanghai, 200120, China
Tel: (86) 21-6023-0333 Fax: (86) 21-5037-2388

Authorized Distributor:

©OMRON Corporation 2016-2023 All Rights Reserved.
In the interest of product improvement,
specifications are subject to change without notice.

CSM_4_1

Cat. No. A253-E1-05 0923(0916)